


# IGN200

Compact, Tough,  
Connectable.

IGN200 offers the latest in vision processing, wireless communication, security, and cloud capabilities, all in a rugged, ultra-reliable computer.

[onlogic.com/ign200](http://onlogic.com/ign200)



## Rugged Design

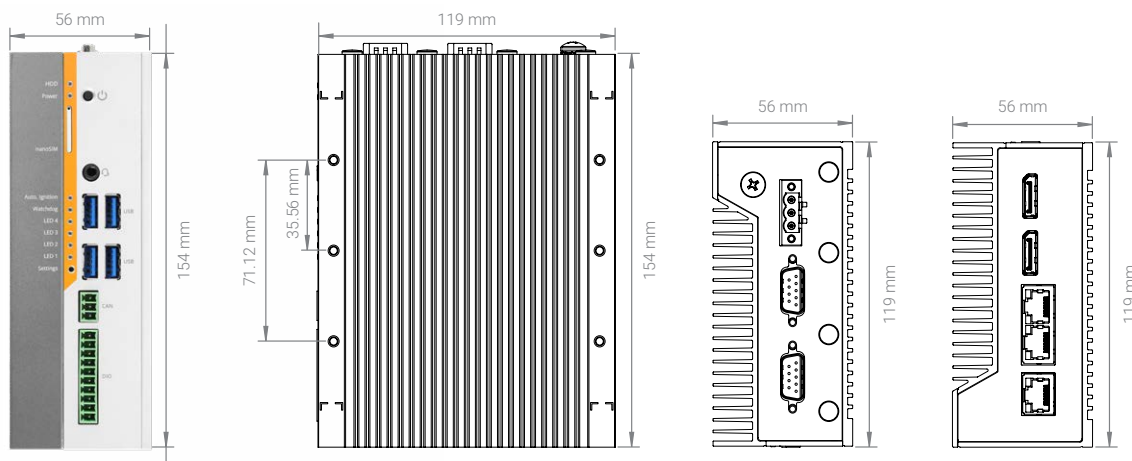
Built to withstand 50G of impact force and 500Hz vibration with a wide -25 ~ 70°C operating temperature.

## Modular Customization

Push the limits of edge computing with PoE+, Movidius VPU, Consumer Electronics Control, 4G and CAT M1 wireless connectivity, and WiFi / Bluetooth.

## Built For The Road

Ready to go anywhere, including mobile deployments, with integrated CAN bus, wide input power range and programmable DIO.



### US Office

Phone: +1 802 861 2300 | Email: [info@onlogic.com](mailto:info@onlogic.com) | [www.onlogic.com](http://www.onlogic.com)

### EU Office

Phone: +31 088 5200 700 | Email: [info@onlogic.eu](mailto:info@onlogic.eu) | [www.onlogic.com](http://www.onlogic.com)

System	
Processor	Support for Intel Apollo Lake Atom Processors Atom x7-E3950 Atom x5-E3930
Processor Speed	1.3 ~ 1.6 GHz
Processor Cores	2 ~ 4
Integrated Graphics	Intel HD Graphics 500/505
Memory	Onboard LPDDR4 4 ~ 8 GB

Top I/O	
Serial	2 RS-232/422/485 COM
Power	3-Pin Terminal Block Power Input (9 ~ 36 V) Intelligent Ignition Sensing

Front I/O	
USB	4 USB 3.0
Other	3-pin CAN bus 8-bit Isolated Digital I/O (4-in, 4-out) Audio jack (Line-Out; Mic-In) Micro-SIM slot Power button

Bottom I/O	
Ethernet	3 GbE LAN with Intel I210-IT controllers (2 PoE optional)
Video	2 DisplayPort

Expansion & Features	
Expansion & Storage	1 M.2 2280 M-key (PCIe x4, SATA) 1 M.2 2230 E-key 1 mPCIe
Features	Onboard TPM 2.0

Mechanical	
Dimensions (WxHxD)	56 x 154 x 119 mm (2.20 x 6.06 x 4.69 in)
Mounting Options	DIN-mount VESA-mount Wall-mount

Environmental & Regulatory	
Operating Temperature	-25°C ~ 70°C
Storage Temperature	-40°C ~ 85°C
Shock	Tested according to IEC 60068-2-27 and MIL-STD-810G
Vibration	Tested according to IEC 60068-2-64 and MIL-STD-810G
Certifications	UL Listed configurations available CB Scheme FCC 47 CFR Part 15 Low-Voltage (2014/35/EU) Electromagnetic Compatibility (2014/30/EU) Radio Equipment (2014/53/EU) - Only applicable for configurations with wireless transmitters EN 55032 EN 55035 RoHS 3 (2015/863/EU) WEEE Directive (2012/19/EU) Power Immunity According to E-Mark 7637-2 & 16750-2 EN 50121 EN 62368-1 IEC 62368-1 UL 62368-1

## US Office

Phone: +1 802 861 2300 | Email: info@onlogic.com | www.onlogic.com

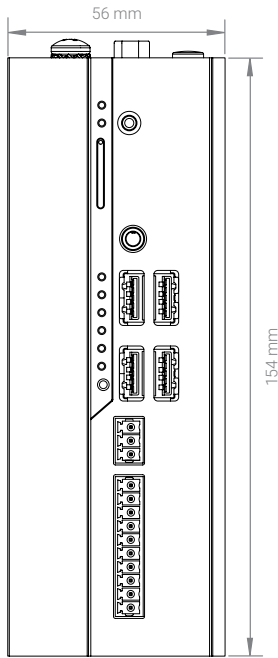
## EU Office

Phone: +31 088 5200 700 | Email: info@onlogic.eu | www.onlogic.com

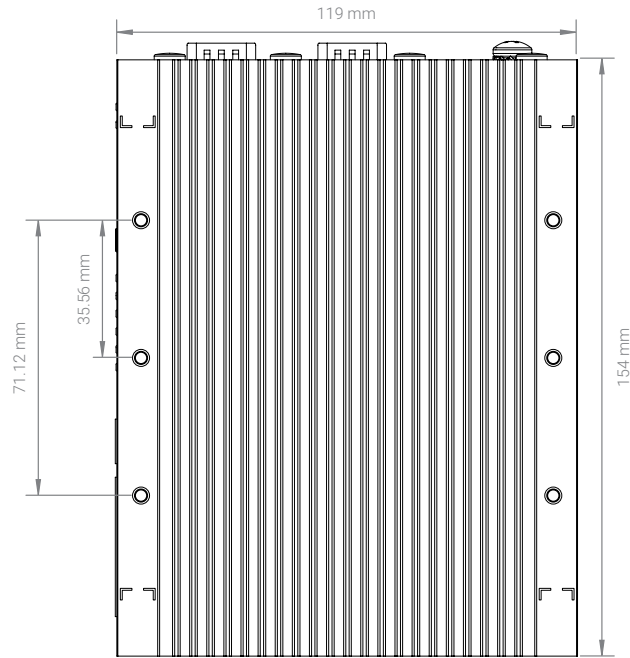
## IGN200 Dimensional Drawings

Compact, Tough, Connectable.

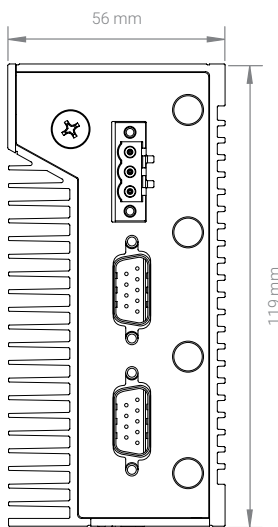
All measurements in mm



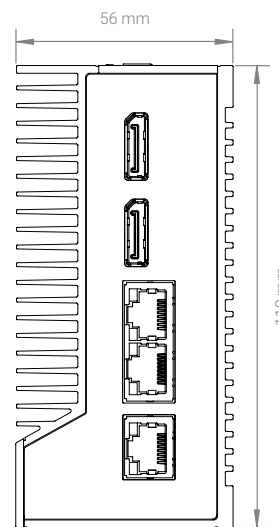
FRONT



SIDE



TOP



BOTTOM