



TM-710

Our Smallest Fanless PC

An ultra-compact, fanless edge gateway with dual LAN, dual Mini DisplayPorts, Intel® Quad-Core processing, and advanced CEC functionality.

onlogic.com/tm710



THE BUILT-IN CONNECTIVITY YOU NEED

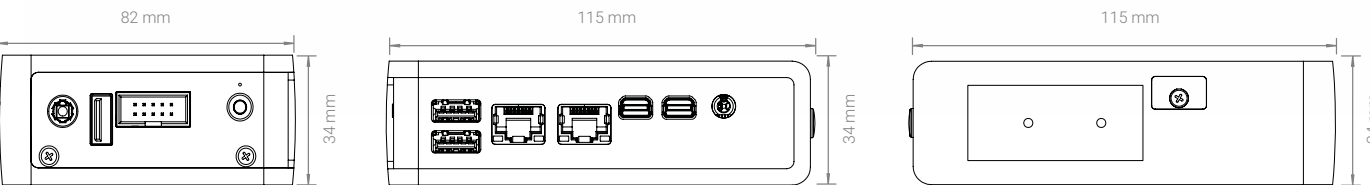
The TM-710 may be small, but it still manages to offer impressive connectivity. Every side of the system is utilized for I/O, with two USB 3.0 ports, two 1GbE LAN ports, and two mini DisplayPorts. The bottom features one 9-pin RS-232 box header port and one USB 2.0 port. The top has four antenna holes for Wi-Fi via mPCIe.

PALM-SIZED PERFORMANCE AT THE EDGE

Powered by Intel's Celeron J3455 processor, and with up to 8 GB of dual channel memory, the TM-710 is an efficient gateway solution that's powerful and versatile enough to replace multiple on-prem sensors and PLCs.

DESIGNED TO EXCEL, ANYWHERE

The system utilizes OnLogic Hardshell Fanless Technology to protect the system from dust, debris, chemical, and moisture ingress. Its unique cast aluminum chassis efficiently dissipates heat and allows for VESA, wall, and DIN rail mounting.



US Office
Phone: +1 802 861 2300 | Email: info@onlogic.com | www.onlogic.com

EU Office
Phone: +31 088 5200 700 | Email: info@onlogic.eu | www.onlogic.com

onlogic.com/tm710



System	
Processor	Intel Celeron J3455
Processor Speed	1.5 GHz
Processor Cores	4
Integrated Graphics	Intel HD Graphics 500
Memory	LPDDR4 8 GB

Rear I/O	
USB	1 USB 2.0 Port
Serial	1 COM Port (RS-232)
Power	1 DC Input Jack (12 V)
Other	Power Button, power indicator LED 1 MicroSD Card slot

Front I/O	
USB	2 USB 3.2 Gen 1 Ports
Ethernet	2 Gb LAN Ports
Video	2 Mini-DisplayPort

Side I/O	
Other	4 Antenna jacks

Expansion & Features	
Expansion & Storage	1 Full-size mPCIe (shared with mSATA) 1 Half-size mPCIe MicroSD Card 1 mSATA (shared with full-size mPCIe slot)

Mechanical	
Dimensions (WxHxD)	115 mm x 82 mm x 34 mm
Mounting Options	DIN-mount VESA-mount Wall-mount

Environmental & Regulatory	
Operating Temperature	0°C ~ 40°C
Certifications	FCC 47 CFR Part 15 CE UL Listed configurations available. CB scheme WEEE Directive (2002/96/EC) RoHS 2 (2011/65/EU) RoHS 3 (2015/863/EU) EN 55024 EN 55032 EN 62368-1 IEC 62368-1 IP50

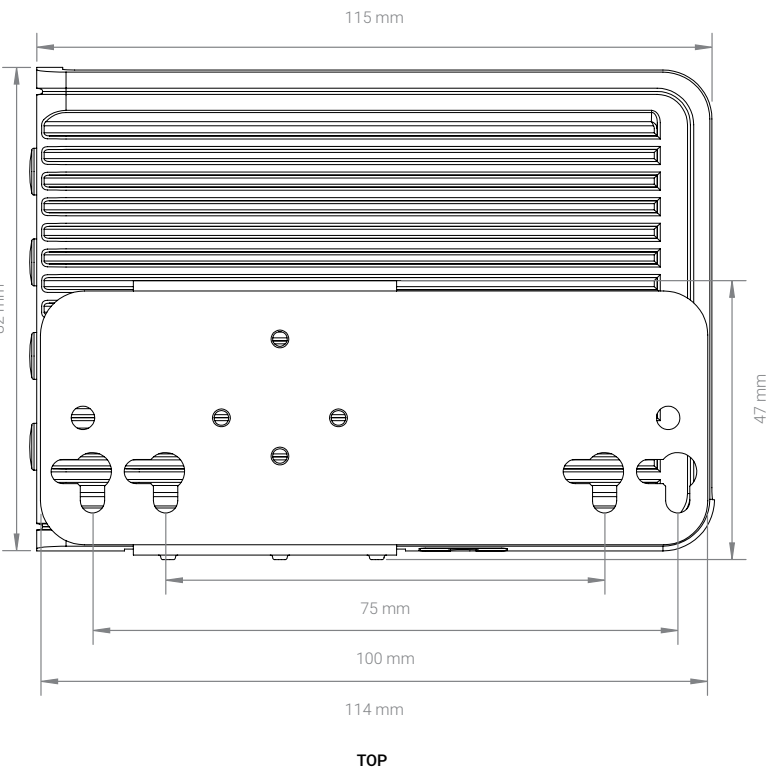
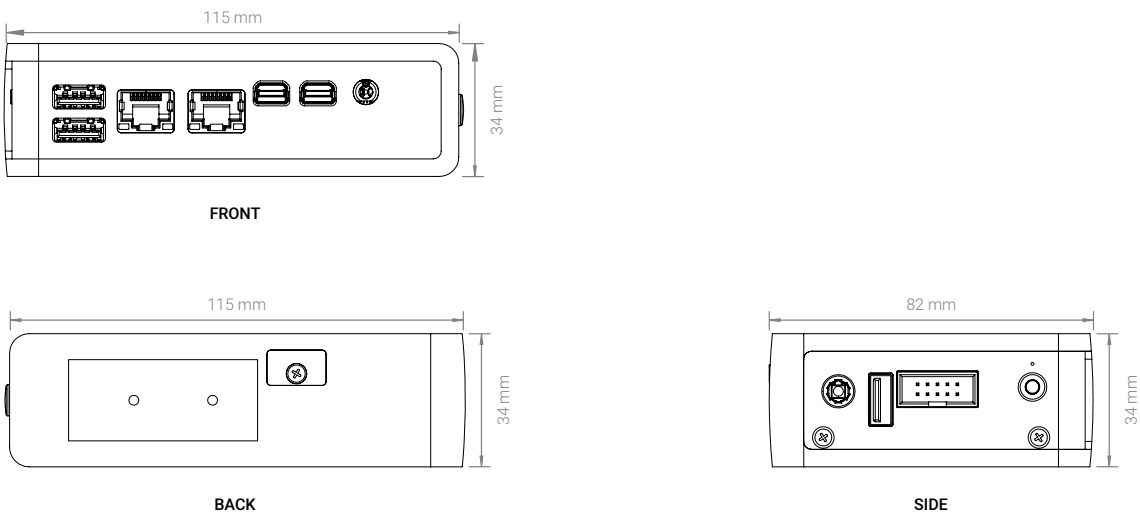
onlogic.com/tm710



TM-710 Dimensional Drawings

Industrial USFF Edge Device

All measurements in mm



US Office
Phone: +1 802 861 2300 | Email: info@onlogic.com | www.onlogic.com

EU Office
Phone: +31 088 5200 700 | Email: info@onlogic.eu | www.onlogic.com